









REF. 12398

Natural Bread 350g

A highly durable rustic bread that stands out because of its thin crust, alveolate crumb and characterisric rectangular shape. Ideal for accompanying lunches and dinners at home by adding a rustic touch.

							
350 g	50,5 cm	23 u.	4 x 7	28 boxes	180 °C	30 min	20-25 min



SOURCE OF FIBRE · LONG RESTS · ALVEOLATE CRUMB · HIGH DURABILITY ·